

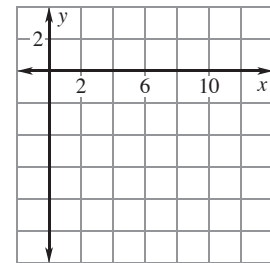
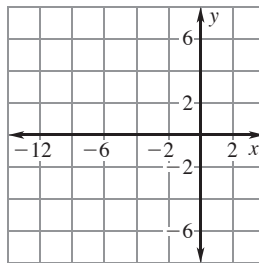
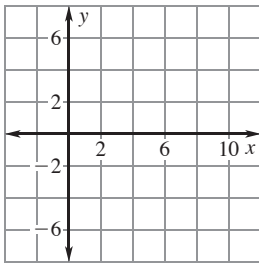
**LESSON 3.3 Practice C**  
 For use with the lesson "Graph Using Intercepts"

**Find the x-intercept and the y-intercept of the graph of the equation.**

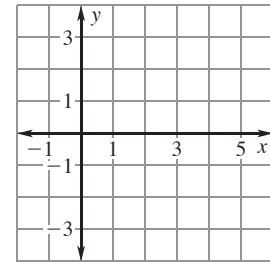
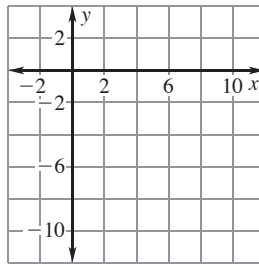
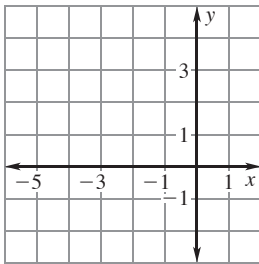
- |                     |                        |                           |
|---------------------|------------------------|---------------------------|
| 1. $6x + 8y = 24$   | 2. $7x - 5y = -35$     | 3. $4x - 9y = 18$         |
| 4. $0.5x + 4y = -1$ | 5. $0.2y - 0.3x = 0.6$ | 6. $y = 7x - 15$          |
| 7. $y = -4x + 10$   | 8. $y = -2.4x - 9$     | 9. $y = \frac{5}{3}x + 6$ |

**Draw the line that has the given intercepts.**

- |                                        |                                       |                                        |
|----------------------------------------|---------------------------------------|----------------------------------------|
| 10. x-intercept: 10<br>y-intercept: -1 | 11. x-intercept: -7<br>y-intercept: 4 | 12. x-intercept: 11<br>y-intercept: -9 |
|----------------------------------------|---------------------------------------|----------------------------------------|

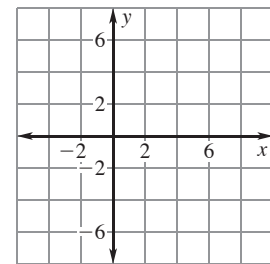
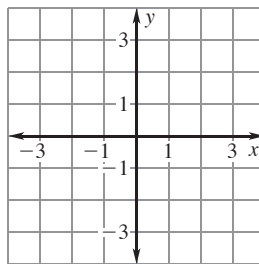
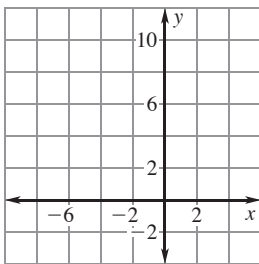


- |                                       |                                       |                                       |
|---------------------------------------|---------------------------------------|---------------------------------------|
| 13. x-intercept: -3<br>y-intercept: 3 | 14. x-intercept: 8<br>y-intercept: -8 | 15. x-intercept: 5<br>y-intercept: -2 |
|---------------------------------------|---------------------------------------|---------------------------------------|



**Graph the equation. Label the points where the line crosses the axes.**

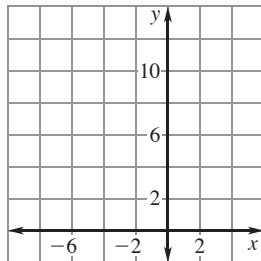
- |                  |                  |                    |
|------------------|------------------|--------------------|
| 16. $y = 8 + 2x$ | 17. $y = 5x - 2$ | 18. $6y + 3x = 18$ |
|------------------|------------------|--------------------|



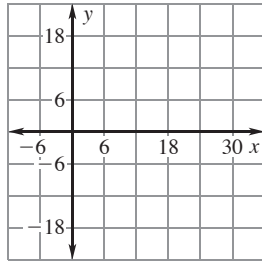
**LESSON**  
**3.3**

**Practice C** *continued*  
For use with the lesson "Graph Using Intercepts"

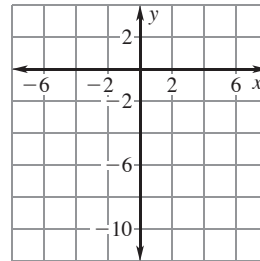
19.  $4y - 6x = 48$



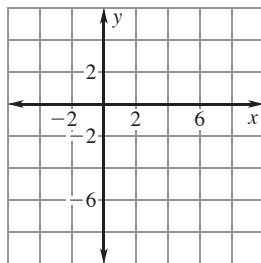
20.  $10x - 70y = 210$



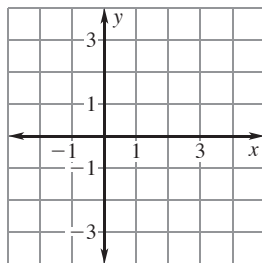
21.  $2y + 9x = -15$



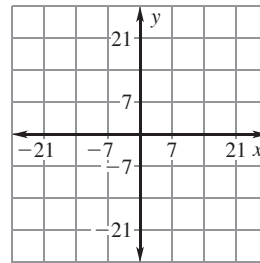
22.  $5x - 8y = 36$



23.  $y = 0.4x - 1.2$

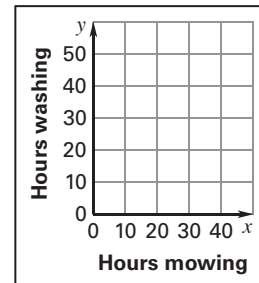


24.  $y = 0.5x + 7$

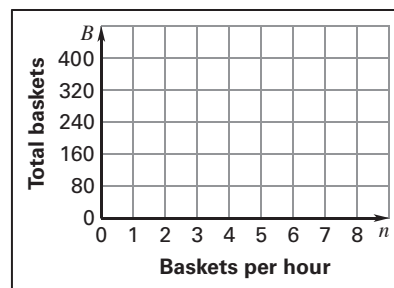


25. **Summer Income** You earn \$16 an hour mowing lawns and \$10 an hour washing windows. You want to make \$500 in one week. This situation can be represented by the equation  $16x + 10y = 500$  where  $x$  is the number of hours you mow lawns and  $y$  is the number of hours you wash windows.

- Find the intercepts of the graph of the equation. Graph the equation.
- What do the intercepts mean in this situation?
- What are three possible numbers of hours you could work at each job?
- If you work 30 hours washing windows, how many hours do you have to mow lawns?



26. **Fruit Baskets** A small mail-order company that sells fruit baskets currently has 400 orders for fruit baskets. The person who assigns workers to tasks is trying to figure out how many workers need to be assigned to assembling fruit baskets in order to get them out on time. To do this, the person needs to know how many fruit baskets must be produced in one hour. The number  $B$  of fruit baskets left to assemble can be modeled by the function  $B = 400 - nh$  where  $n$  is the number of fruit baskets that can be assembled in one hour and  $h$  is the number of hours the company has to produce the fruit baskets.



- Graph the function if the baskets have to be assembled in 48 hours. Then identify the domain and range of this function. How many baskets per hour have to be assembled?
- Suppose 220 baskets are made in the first 24 hours. How does this affect the graph? How many baskets per hour have to be assembled to finish the job?