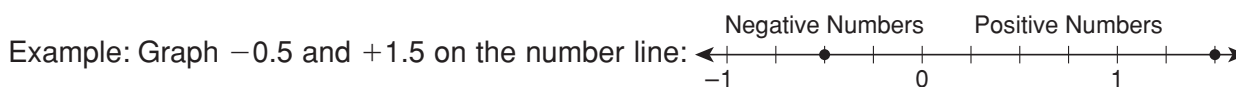
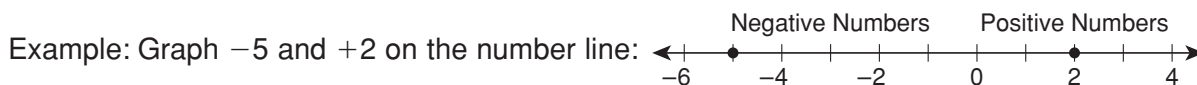


SKILL
18

Skills Readiness
Graph Numbers on a Number Line

To graph numbers on a number line:

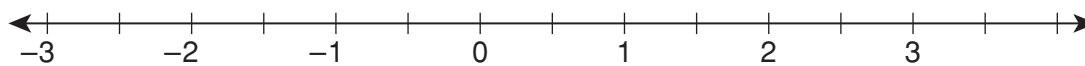
- Step 1: Examine the number line and determine how it is divided.
- Step 2: Take note of whether the number is positive (located to the right of 0) or negative (located to the left of 0).
- Step 3: Move the appropriate number of spaces from 0 (or another integer) and place a point on the number line.



Practice on Your Own

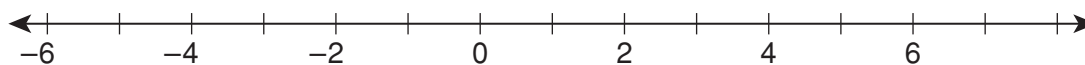
Graph each number on the same number line.

1. 4 2. -3 3. 2.5 4. -1.5 5. 0.8



Graph each number on the same number line.

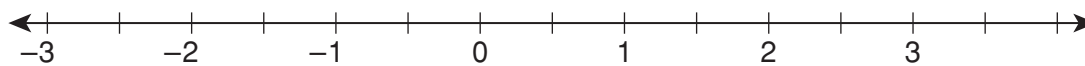
6. 3 7. -5.5 8. 7 9. -6 10. 5



Check

Graph each number on the same number line.

11. -1 12. 1 13. 3.5 14. -2.5 15. 2



16. 0.2 17. -0.5 18. -0.6 19. -1.5 20. 1.4

