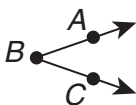



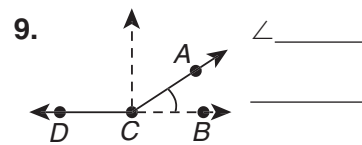
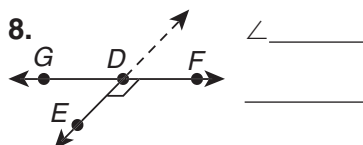
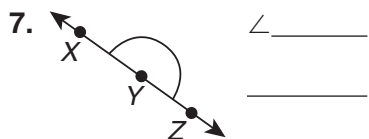
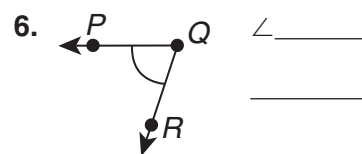
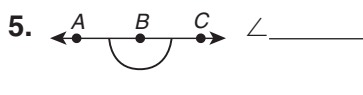
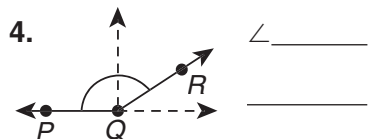
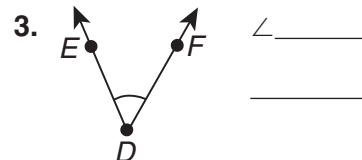
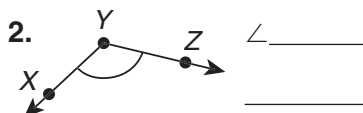
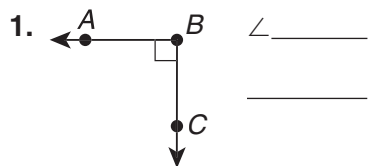


# **Skills Readiness** **23 Name and Classify Angles**

Angles are named using three letters. The vertex is ALWAYS in the middle.  
Angles are classified by their measure according to the table below.

Classification	Measure	Example	Name
Acute	Less than $90^\circ$		$\angle ABC$ or $\angle CBA$
Right	$90^\circ$		$\angle DEF$ or $\angle FED$
Obtuse	Greater than $90^\circ$		$\angle PQR$ or $\angle RQP$
Straight	$180^\circ$		$\angle XYZ$ or $\angle ZYX$

## **Practice on Your Own** Name and classify each angle.



## **Check** Name and classify each angle.

